



Place: skiareál Klíny
Date: 04/08/2019
Race limit(*) : 04:30:00

Five Ten Enduro Race Klíny

Oficiální výsledková listina



Rank.	Cat.rank.	Bib	Name	YoB	Nat.	Finish time	Gap	Penalties	RZ1	#	RZ2	#	RZ4	#	RZ5	#	RZ6	#	Race time
1.	1./HJ	245	HARTL Štěpán Snowboard Zezula	2003		00:20:55.7	00:00:00.0		02:02.4	2	03:43.2	2	06:22.0	1	06:13.6	1	02:34.5	1	OK 03:58:54.1
2.	2./HJ	317	POLÁK Jáchym	2003		00:21:30.1	00:00:34.3		02:08.2	9	03:49.9	4	06:32.2	3	06:16.3	2	02:43.5	11	OK 03:25:02.3
3.	3./HJ	246	KURFIŘT Vojtěch	2001		00:21:34.3	00:00:38.6		02:00.3	1	03:41.2	1	06:57.5	20	06:17.2	3	02:37.8	5	OK 03:20:54.0
4.	4./HJ	144	BRÁZDIL Jakub Specialized CZ	2002		00:21:44.9	00:00:49.1		02:05.8	6	03:49.8	3	06:35.4	4	06:39.1	13	02:34.6	2	OK 03:41:43.6
5.	5./HJ	135	SEIDL Martin FDF Commencal team	2001		00:21:55.7	00:01:00.0		02:03.0	3	04:03.5	12	06:39.7	8	06:31.5	7	02:37.8	6	OK 03:56:59.8
6.	6./HJ	137	KLOKOČKA Vojtěch Bikestrike	2004		00:22:00.1	00:01:04.4		02:08.5	11	03:57.1	5	06:36.7	5	06:31.0	6	02:46.6	20	OK 04:09:47.2
7.	1./HM	203	LEDECKÝ Michal Bike Family	1990		00:22:01.6	00:01:05.9		02:05.7	5	04:04.3	14	06:38.7	7	06:26.6	4	02:46.1	17	OK 03:47:20.9
8.	2./HM	295	ROLLINGER Bert	1988		00:22:01.8	00:01:06.0		02:04.3	4	04:15.4	26	06:30.7	2	06:33.9	9	02:37.5	4	OK 03:54:47.7
9.	3./HM	138	DIŇA Michal ZEV L Team	1989		00:22:12.6	00:01:16.9		02:07.2	7	04:00.7	7	06:45.3	11	06:35.9	11	02:43.3	10	OK 04:00:11.3
10.	7./HJ	160	HANÁK Vojtěch Specialized CZ	2002		00:22:16.0	00:01:20.3		02:08.8	12	04:02.8	11	06:38.6	6	06:45.5	16	02:40.0	9	OK 03:47:47.8
11.	4./HM	240	MILKA Václav koloshop.cz	1990		00:22:23.2	00:01:27.5		02:15.7	40	03:59.0	6	06:50.6	15	06:28.7	5	02:49.0	24	OK 03:12:09.8
12.	8./HJ	136	MARTÁK Dominik OFBIKE SCOTT TEAM	2002		00:22:24.3	00:01:28.6		02:07.5	8	04:02.0	10	06:55.2	19	06:34.9	10	02:44.5	14	OK 04:10:01.4
13.	9./HJ	281	KALNÝ Jaroslav	2003		00:22:26.2	00:01:30.4		02:10.6	17	04:01.7	9	06:52.3	16	06:37.6	12	02:44.0	12	OK 03:44:44.8
14.	10./HJ	231	DŘEVO Dominik	2000		00:22:27.1	00:01:31.4		02:08.2	9	04:09.6	20	06:42.7	9	06:42.2	15	02:44.4	13	OK 03:46:16.4
15.	11./HJ	310	ČÍLA David	2001		00:22:35.0	00:01:39.2		02:16.2	43	04:12.6	23	06:44.0	10	06:33.4	8	02:48.8	23	OK 03:33:18.1
16.	12./HJ	169	KONIČEK Ivo Specialized CZ	2002		00:22:43.3	00:01:47.6		02:09.2	13	04:08.1	17	06:52.8	17	06:46.8	17	02:46.2	18	OK 04:17:46.8

(*)Exceeding the limit

Created:06/08/2019 9:00:55

Timing and results by SPORTSOFT
TIMING

Site: 1 of 9

Rank.	Cat.rank.	Bib	Name	YoB	Nat.	Finish time	Gap	Penalties	RZ1	#	RZ2	#	RZ4	#	RZ5	#	RZ6	#	Race time
17.	5./HM	174	VÍTEK Lukáš	1992		00:22:45.7	00:01:50.0		02:12.0	22	04:14.7	25	06:47.0	13	06:39.5	14	02:52.2	32	OK 03:53:38.4
18.	13./HJ	140	TRUDIČ Tadeáš	2004		00:22:48.5	00:01:52.8		02:12.2	24	04:01.1	8	06:54.2	18	06:48.9	19	02:51.9	30	OK 04:05:52.0
19.	6./HM	202	WATOLLIK Markus Vielsackantrieb	1989		00:23:10.0	00:02:14.3		02:10.9	20	04:09.2	19	07:01.9	25	06:57.1	29	02:50.7	27	OK 03:31:37.3
20.	7./HM	150	BRÁZDA Jakub	1996		00:23:14.9	00:02:19.2		02:18.7	58	04:08.2	18	06:57.6	21	06:56.6	28	02:53.6	35	OK 03:54:25.0
21.	14./HJ	152	JAROŠ Kamil	2002		00:23:16.9	00:02:21.2		02:17.2	49	04:21.9	37	06:45.6	12	06:51.9	22	03:00.0	50	OK 03:36:02.9
22.	8./HM	204	WESER Mathias Vielsackantrieb	1984		00:23:23.2	00:02:27.4		02:14.5	32	04:30.8	52	06:49.9	14	06:53.8	24	02:54.2	37	OK 03:32:34.4
23.	9./HM	201	FISCHER Nils Vielsackantrieb	1985		00:23:23.5	00:02:27.8		02:10.7	18	04:15.8	28	07:03.5	29	07:02.2	35	02:51.1	28	OK 03:29:24.0
24.	15./HJ	143	SUNEGH Martin www.vlkdoprava.cz	1999		00:23:27.0	00:02:31.3		02:09.7	15	04:43.2	70	06:57.8	22	06:49.7	20	02:46.3	19	OK 03:46:59.7
25.	10./HM	241	HORENSKÝ Kamil Motokros Prakšice	1991		00:23:27.7	00:02:32.0		02:12.9	27	04:16.5	30	07:14.3	39	06:51.9	23	02:51.9	29	OK 03:32:57.0
26.	11./HM	308	ŠIMEK Róbert	1986		00:23:31.0	00:02:35.2		02:12.6	26	04:23.1	39	07:02.4	26	06:55.0	25	02:57.9	43	OK 03:24:04.6
27.	12./HM	142	MĚCHURA Filip Vostrá Vačka Tým	1992		00:23:32.8	00:02:37.1		02:16.2	43	04:05.2	15	07:21.2	46	07:02.0	34	02:48.0	22	OK 04:13:21.7
28.	13./HM	280	ŠPERL František	1997		00:23:37.9	00:02:42.1		02:10.9	19	04:25.6	45	07:23.9	52	06:58.0	31	02:39.5	8	OK 03:47:50.6
29.	14./HM	212	RYBKA Zdenek	1993		00:23:38.0	00:02:42.3		02:16.6	47	04:14.5	24	07:00.2	24	07:09.5	41	02:56.9	42	OK 03:33:42.4
30.	15./HM	141	MELUZIN Ondra Kings Cycles	1988		00:23:38.2	00:02:42.5		02:13.6	28	04:07.7	16	07:11.9	36	07:10.7	44	02:54.1	36	OK 04:00:01.3
31.	16./HJ	248	NOVÁK Patrik Specialized CZ	2001		00:23:49.4	00:02:53.7		02:10.1	16	04:24.8	42	07:27.0	57	06:57.1	29	02:50.3	26	OK 03:48:15.7
32.	16./HM	165	SCHEMMELE Rico	1991		00:23:51.2	00:02:55.5		02:17.5	51	04:18.0	32	07:12.4	37	07:03.4	38	02:59.7	49	OK 04:13:09.4
33.	17./HM	139	KRAUS Jaroslav	1992		00:23:53.4	00:02:57.7		02:18.2	55	04:24.8	43	07:03.4	27	07:03.0	37	03:03.9	63	OK 03:36:59.6
34.	17./HJ	155	NIGRIN Ondřej Sport areál Klíny	2001		00:23:58.1	00:03:02.4		02:14.5	33	04:46.5	77	07:16.1	41	06:56.2	26	02:44.6	16	OK 04:10:30.1
35.	18./HM	230	KOLODĚJ Lukáš KZC Bytča team	1984		00:24:00.0	00:03:04.3		02:19.2	61	04:40.0	66	07:16.0	40	07:05.6	39	02:39.2	7	OK 03:11:10.8

(*)Exceeding the limit

Created:06/08/2019 9:00:55

Timing and results by  SPORTSOFT
TIMING

Site: 2 of 9

Rank.	Cat.rank.	Bib	Name	YoB	Nat.	Finish time	Gap	Penalties	RZ1	#	RZ2	#	RZ4	#	RZ5	#	RZ6	#	Race time
36.	19./HM	219	JIREŠ Michael	1997		00:24:01.0	00:03:05.3		02:14.0	29	04:15.6	27	07:03.4	27	07:14.5	47	03:13.4	83	OK 03:52:58.2
37.	18./HJ	303	MAROUL Tomáš	2002		00:24:01.5	00:03:05.8		02:11.4	21	04:21.0	34	06:58.9	23	06:47.3	18	03:42.9	129	OK 03:33:52.4
38.	19./HJ	162	MACKU Matyas	2002		00:24:02.6	00:03:06.9		02:23.1	78	04:04.1	13	07:05.4	30	07:40.3	77	02:49.5	25	OK 03:52:36.2
39.	20./HM	309	KRIŠTÍN Matej	1998		00:24:04.4	00:03:08.7		02:17.3	50	04:19.1	33	07:16.8	42	07:09.9	42	03:01.3	55	OK 03:25:03.2
40.	20./HJ	148	DEDERA Jan RIDEKO.CZ	2003		00:24:04.6	00:03:08.8		02:12.4	25	04:10.0	21	07:56.1	86	06:58.4	32	02:47.7	21	OK 04:06:13.7
41.	21./HM	326	MACHÁČEK David Kill The Hill	1992		00:24:07.1	00:03:11.3		02:20.3	66	04:23.9	41	07:11.7	35	07:10.8	45	03:00.4	51	OK 03:33:04.4
42.	22./HM	321	URBAN Tomas	1994		00:24:08.7	00:03:13.0		02:20.2	64	04:16.9	31	07:10.8	34	06:51.4	21	03:29.4	117	OK 03:30:48.4
43.	23./HM	158	PAJAČ Lukáš FineBike	1987		00:24:09.0	00:03:13.3		02:15.2	38	04:21.6	36	07:06.4	32	07:26.3	60	02:59.3	47	OK 03:18:51.0
44.	24./HM	180	HŮRKA Jakub	1989		00:24:14.4	00:03:18.7		02:17.0	48	04:23.3	40	07:20.1	44	07:12.7	46	03:01.1	53	OK 03:41:02.4
45.	25./HM	306	SOFKA Jakub	1995		00:24:15.5	00:03:19.7		02:15.1	36	04:48.7	79	07:20.3	45	06:56.5	27	02:54.9	38	OK 03:24:52.5
46.	26./HM	205	NITSCHÉ Julius Lane 6 Riders	1995		00:24:16.3	00:03:20.6		02:14.6	34	04:42.2	68	07:24.7	53	07:01.9	33	02:52.7	34	OK 04:25:47.9
47.	27./HM	211	JANEK Štěpán	1981		00:24:16.8	00:03:21.1		02:16.4	45	04:39.6	64	07:24.9	54	07:02.9	36	02:52.7	33	OK 03:49:00.6
48.	28./HM	343	SKÁLA Martin	1988		00:24:17.0	00:03:21.2		02:16.6	46	04:21.1	35	07:22.9	49	07:15.2	48	03:01.2	54	OK 03:24:10.3
49.	21./HJ	157	KOSTROUN Lukáš	2002		00:24:24.3	00:03:28.6		02:16.1	42	04:30.7	51	07:21.6	47	07:20.5	52	02:55.2	39	OK 04:10:47.3
50.	29./HM	145	STRÁNSKÝ Marek Sportovní klub policejní školy Praha	1991		00:24:29.1	00:03:33.4		02:14.4	31	04:35.2	58	07:35.7	66	07:07.8	40	02:55.8	40	OK 04:03:17.7
51.	30./HM	178	CAFOUREK Petr Cyklopujcovna.com	1981		00:24:33.2	00:03:37.5		02:22.4	74	04:29.0	47	07:14.0	38	07:25.9	58	03:01.7	57	OK 04:24:43.4
52.	31./HM	213	VÁCLAV Filip	1991		00:24:33.5	00:03:37.7		02:14.9	35	04:22.2	38	07:40.4	70	07:15.5	49	03:00.5	52	OK 03:24:33.3
53.	32./HM	337	PŘIB Michal	1982		00:24:35.0	00:03:39.2		02:17.8	54	04:29.3	48	07:31.4	60	07:17.2	50	02:59.3	46	OK 03:33:31.6
54.	22./HJ	199	JÁNSKÝ Oldřich	2002		00:24:38.7	00:03:43.0		02:17.6	53	04:33.4	55	07:45.4	74	07:10.1	43	02:52.1	31	OK 04:01:26.7

(*)Exceeding the limit

Created:06/08/2019 9:00:55

Timing and results by SPORTSOFT
TIMING

Site: 3 of 9

Rank.	Cat.rank.	Bib	Name	YoB	Nat.	Finish time	Gap	Penalties	RZ1	#	RZ2	#	RZ4	#	RZ5	#	RZ6	#	Race time
55.	33./HM	243	ALEXA Martin	1992		00:24:39.1	00:03:43.4		02:17.5	52	04:39.9	65	07:26.6	56	07:17.9	51	02:56.9	41	OK 03:48:26.3
56.	34./HM	153	PECKA Jan	1983		00:24:41.8	00:03:46.1		02:15.1	37	04:32.7	53	07:18.1	43	07:33.1	68	03:02.6	61	OK 03:33:56.8
57.	35./HM	149	BOŘÁNEK Marcel Bikeinvest Cycling Team	1992		00:24:44.3	00:03:48.6		02:15.5	39	04:25.9	46	07:30.1	59	07:34.3	71	02:58.3	44	OK 03:21:10.6
58.	36./HM	297	NIRNBERG Petr	1990		00:24:52.0	00:03:56.3		02:12.2	23	04:50.1	82	07:49.1	76	07:24.8	55	02:35.8	3	OK 03:12:36.0
59.	37./HM	208	RADA Jiří	1979		00:24:53.0	00:03:57.2		02:18.8	60	04:34.5	57	07:35.7	65	07:24.6	54	02:59.4	48	OK 03:56:41.0
60.	38./HM	146	MAUER Martin SKIBIKECENTRUM.CZ	1988		00:24:55.8	00:04:00.1		02:18.5	57	04:33.2	54	07:23.7	51	07:37.6	73	03:02.6	60	OK 03:49:45.8
61.	39./HM	171	DOSTÁL Martin	1992		00:24:57.3	00:04:01.6		02:18.4	56	04:25.5	44	07:31.9	61	07:39.1	75	03:02.2	58	OK 04:16:32.4
62.	40./HM	342	VIRT Ondřej	1990		00:25:04.1	00:04:08.4		02:19.4	63	04:48.6	78	07:25.3	55	07:22.6	53	03:08.2	71	OK 03:24:10.3
63.	23./HJ	183	BARTOŠ Štěpán Bikeinvest Cycling Team	2004		00:25:04.9	00:04:09.2		02:18.7	59	04:42.9	69	07:38.0	69	07:25.8	57	02:59.2	45	OK 03:31:32.6
64.	41./HM	186	ČERNÝ Jakub	1988		00:25:07.1	00:04:11.4		02:20.8	69	04:29.3	49	07:36.7	68	07:28.7	62	03:11.4	79	OK 03:41:48.3
65.	42./HM	341	WOBST David	1992		00:25:09.0	00:04:13.3		02:23.2	79	04:40.7	67	07:23.6	50	07:30.2	65	03:11.3	78	OK 03:47:08.8
66.	43./HM	294	BAUDYŠ Jan	1993		00:25:25.2	00:04:29.4		02:25.8	87	04:34.3	56	07:05.8	31	08:08.7	100	03:10.6	77	OK 03:43:28.2
67.	44./HM	340	KARÁSEK Milan	1991		00:25:25.7	00:04:29.9		02:19.2	61	04:50.6	83	07:44.2	72	07:29.5	64	03:02.2	58	OK 03:47:31.6
68.	24./HJ	168	JANKOVIC Denis Cyklocentrum NO POOR	2004		00:25:34.6	00:04:38.9		03:24.3	148	04:10.9	22	07:21.8	48	07:28.5	61	03:08.9	74	OK 04:16:43.1
69.	25./HJ	175	KUCHARŤ Tadeáš	2002		00:25:38.7	00:04:43.0		02:28.3	98	04:44.0	72	07:48.6	75	07:33.3	69	03:04.3	65	OK 03:32:01.0
70.	45./HM	159	DUFEK Václav	1983		00:25:39.0	00:04:43.3		02:22.0	72	04:43.3	71	07:41.7	71	07:43.1	81	03:08.7	73	OK 03:40:32.9
71.	46./HM	161	OMELKA Martin IrisRiderz	1998		00:25:42.1	00:04:46.4		02:24.7	82	04:49.7	81	07:32.8	63	07:36.8	72	03:17.8	92	OK 04:09:57.8
72.	47./HM	166	KRUPKA Zdeněk	1981		00:25:44.7	00:04:49.0		02:20.5	67	04:51.9	84	07:36.5	67	07:43.7	82	03:12.1	80	OK 03:55:53.5
73.	48./HM	318	PECHAČ Kamil	1983		00:25:45.3	00:04:49.5		02:24.3	81	05:01.1	92	07:55.7	83	07:39.6	76	02:44.6	15	OK 03:30:37.0

(*)Exceeding the limit

Created:06/08/2019 9:00:55

Timing and results by  SPORTSOFT
TIMING

Site: 4 of 9

Rank.	Cat.rank.	Bib	Name	YoB	Nat.	Finish time	Gap	Penalties	RZ1	#	RZ2	#	RZ4	#	RZ5	#	RZ6	#	Race time
74.	49./HM	214	POZĚŠIL Jiří	1984		00:25:47.1	00:04:51.4		02:27.1	93	04:45.7	74	07:45.1	73	07:33.9	70	03:15.1	86	OK 03:55:21.9
75.	50./HM	184	ČIŽMAŘ Marek IrisRiderz	1990		00:25:54.5	00:04:58.7		02:21.4	71	04:53.9	87	07:53.3	80	07:44.3	84	03:01.4	56	OK 03:51:25.9
76.	51./HM	291	PLECITÝ Tomáš	1989		00:25:57.6	00:05:01.8		02:26.6	91	04:37.4	62	07:57.0	87	07:53.8	89	03:02.8	62	OK 03:28:55.4
77.	26./HJ	179	KADAVÝ Tomáš	2000		00:25:59.7	00:05:04.0		02:22.1	73	04:37.1	61	08:15.6	99	07:37.9	74	03:06.9	69	OK 03:48:22.5
78.	52./HM	154	LENZING Michal	1996		00:26:00.7	00:05:05.0	00:00:30.0	02:22.5	75	04:16.3	29	07:34.5	64	08:07.3	99	03:09.9	75	NO 04:46:09.2
79.	53./HM	316	VÁLEK Richard	1980		00:26:01.0	00:05:05.3		02:25.8	87	05:03.5	96	07:54.2	81	07:30.5	66	03:07.0	70	OK 03:47:53.5
80.	27./HJ	296	MAMMEK Jonas	2004		00:26:06.3	00:05:10.6		02:30.2	103	04:49.7	80	07:55.9	85	07:42.3	78	03:08.2	71	OK 03:56:00.0
81.	54./HM	164	SUNEGH Robert www.vlkdoprava.cz	1973		00:26:07.8	00:05:12.1		02:26.8	92	04:38.3	63	07:32.5	62	08:15.4	102	03:14.6	85	OK 03:54:52.8
82.	28./HJ	239	RŮŽIČKA František UFO RIDE	2002		00:26:11.6	00:05:15.9		02:15.9	41	04:29.9	50	07:49.3	77	07:24.8	55	04:11.7	138	OK 04:05:54.6
83.	55./HM	282	MATTIOLI Jan	1976		00:26:18.3	00:05:22.6		02:26.3	90	04:54.3	89	08:02.1	88	07:49.0	85	03:06.6	67	OK 03:32:14.3
84.	29./HJ	156	MATĚJKA Filip OFBIKE SCOTT TEAM	2001		00:26:20.3	00:05:24.6		02:25.4	85	04:46.0	75	08:05.1	90	07:42.6	79	03:21.0	102	OK 04:15:46.7
85.	56./HM	163	KOVARÍK Jiří IrisRiderz	1990		00:26:20.7	00:05:25.0		02:20.7	68	04:46.1	76	08:14.1	97	07:53.3	88	03:06.4	66	OK 04:10:44.1
86.	57./HM	286	BENDA Radomil	1996		00:26:22.1	00:05:26.3		02:14.1	30	05:18.2	107	07:50.9	78	07:26.2	59	03:32.7	121	OK 03:50:00.5
87.	30./HJ	271	MORKUS Adam	2004		00:26:33.1	00:05:37.3		02:33.5	112	04:44.7	73	07:54.3	82	07:29.3	63	03:51.3	134	OK 03:46:00.7
88.	58./HM	331	LIŠKA Martin	1984		00:26:34.2	00:05:38.4		02:23.3	80	05:06.0	100	08:14.4	98	07:43.9	83	03:06.6	67	OK 03:45:54.6
89.	59./HM	315	ZDRÁHAL Petr	1980		00:26:52.2	00:05:56.4		02:40.3	131	05:22.8	111	07:55.8	84	07:30.8	67	03:22.5	105	OK 03:48:12.9
90.	60./HM	216	VOJNA Jaroslav	1982		00:26:52.3	00:05:56.6		02:21.2	70	04:54.0	88	08:12.5	96	08:14.5	101	03:10.0	76	OK 03:47:34.2
91.	61./HM	293	KOS Petr	1987		00:26:55.1	00:05:59.4		02:32.2	109	05:03.6	97	08:05.8	91	07:54.4	90	03:19.1	95	OK 03:43:52.7
92.	1./HZ	247	VOSIČKOVÁ Dana Koloshop	1982		00:26:57.2	00:06:01.5		02:25.2	84	05:01.2	93	08:11.4	95	08:02.9	95	03:16.4	89	OK 03:30:05.8

(*)Exceeding the limit

Created:06/08/2019 9:00:55

Timing and results by  SPORTSOFT
TIMING

Site: 5 of 9

Rank.	Cat.rank.	Bib	Name	YoB	Nat.	Finish time	Gap	Penalties	RZ1	#	RZ2	#	RZ4	#	RZ5	#	RZ6	#	Race time
93.	62./HM	224	DOBŘECKÝ Pavel	1982		00:26:57.7	00:06:01.9		02:30.4	104	05:14.3	104	07:52.3	79	07:56.6	92	03:24.1	111	OK 03:48:50.1
94.	2./HZ	173	SEIDLOVÁ Monika	2001		00:27:01.8	00:06:06.1		02:22.8	77	04:53.3	86	08:36.8	109	08:04.8	98	03:04.0	64	OK 03:53:46.9
95.	63./HM	217	LUKEŠ Vratislav Prazdroj Plzeň	1984		00:27:04.9	00:06:09.2		02:35.4	116	04:51.9	84	08:21.5	101	08:02.1	94	03:13.8	84	OK 03:34:19.7
96.	64./HM	242	DIVOK Michal	1994		00:27:08.5	00:06:12.8		02:25.0	83	06:04.8	129	07:29.2	58	07:55.9	91	03:13.3	82	OK 03:47:08.6
97.	65./HM	222	PAJMA Ondřej CBikeRiders	1979		00:27:09.9	00:06:14.1		02:34.1	114	05:03.0	95	08:10.7	93	08:03.1	96	03:19.0	94	OK 04:06:10.5
98.	3./HZ	333	TREFNÁ Tereza	1987		00:27:15.1	00:06:19.4		02:35.5	117	05:05.1	99	08:17.2	100	07:58.2	93	03:19.1	95	OK 03:39:34.0
99.	4./HZ	237	VOBODOVÁ Martina Doperider	1985		00:27:33.6	00:06:37.9		02:20.2	65	04:59.8	91	08:39.1	112	08:21.7	105	03:12.5	81	OK 04:11:04.0
100.	66./HM	327	VODIČKA Petr	1985		00:27:34.0	00:06:38.3		02:54.4	140	05:10.8	102	08:04.1	89	08:04.2	97	03:20.5	101	OK 03:34:11.0
101.	67./HM	187	ZELENKA Lukáš	1980		00:27:37.5	00:06:41.8		02:28.0	97	05:25.9	112	08:31.3	103	07:52.7	87	03:19.3	97	OK 03:52:28.9
102.	31./HJ	192	ELIÁŠEK Antonín	2004		00:27:51.1	00:06:55.4		02:36.7	122	05:18.0	106	08:47.3	116	07:51.8	86	03:17.1	91	OK 04:05:00.6
103.	68./HM	194	ŠIŠKA Vladimír	1989		00:28:05.9	00:07:10.2		02:27.6	95	04:55.2	90	08:37.1	111	08:38.6	115	03:27.3	114	OK 04:08:25.5
104.	69./HM	336	KLAPAL David	1978		00:28:15.6	00:07:19.8		02:37.5	125	05:29.8	116	08:35.9	108	08:16.9	103	03:15.5	88	OK 03:33:35.8
105.	70./HM	221	HAUER David	1989		00:28:18.9	00:07:23.1		02:33.3	111	05:22.1	110	08:23.9	102	08:30.0	109	03:29.6	118	OK 03:55:37.6
106.	71./HM	172	MED Lukáš	1987		00:28:21.9	00:07:26.2	00:00:20.0	02:33.7	113	05:06.7	101	08:36.9	110	08:26.6	108	03:17.9	93	NO 04:41:57.9
107.	72./HM	277	GRECMAN Marek	1976		00:28:27.2	00:07:31.4		02:31.0	106	05:28.8	113	08:35.8	107	08:34.9	111	03:16.7	90	OK 04:12:58.2
108.	73./HM	215	NOVÁK Jakub	1992		00:28:32.1	00:07:36.4		02:28.3	99	05:57.4	128	08:07.1	92	08:36.6	113	03:22.5	106	OK 03:52:52.3
109.	32./HJ	210	KADLEC Matěj	2003		00:28:33.0	00:07:37.3		02:29.6	100	05:04.4	98	08:55.8	118	08:39.3	116	03:23.7	109	OK 04:07:14.0
110.	74./HM	196	STOLIČNÝ Luděk	1979		00:28:33.6	00:07:37.9		02:31.1	107	05:13.7	103	08:32.9	104	08:37.0	114	03:38.7	128	OK 03:51:22.6
111.	33./HJ	232	ČELIK Jakub	2002		00:28:39.9	00:07:44.1		02:31.5	108	05:29.0	114	08:43.1	114	08:31.3	110	03:25.0	112	OK 04:00:15.5

(*)Exceeding the limit

Created:06/08/2019 9:00:55

Timing and results by  SPORTSOFT
TIMING

Site: 6 of 9

Rank.	Cat.rank.	Bib	Name	YoB	Nat.	Finish time	Gap	Penalties	RZ1	#	RZ2	#	RZ4	#	RZ5	#	RZ6	#	Race time
112.	34./HJ	228	BUBENÍČEK Matěj Bike Club Kozičín	2004		00:28:45.9	00:07:50.2		02:58.2	145	05:18.6	108	08:35.5	106	08:25.6	107	03:27.8	115	OK 03:42:32.1
113.	75./HM	226	DONATH Stefan	1978		00:28:49.5	00:07:53.7	00:00:30.0	02:32.8	110	05:32.1	117	08:33.1	105	08:21.7	106	03:19.5	98	NO 04:49:33.7
114.	76./HM	218	KOČÍ Jan Cyklo Point Most Racing Team	1997		00:28:50.3	00:07:54.6		02:25.5	86	05:29.3	115	08:59.4	122	08:35.6	112	03:20.3	100	OK 03:47:42.3
115.	77./HM	93	ČÁSLAVSKÝ Jakub	1995		00:29:03.9	00:08:08.2		02:36.0	120	05:15.9	105	09:01.5	124	08:47.3	120	03:23.1	107	OK 04:19:49.5
116.	78./HM	238	MAREŠKA David	1992		00:29:11.3	00:08:15.6		02:34.8	115	05:32.6	118	08:43.6	115	08:48.5	121	03:31.6	120	OK 04:16:50.4
117.	79./HM	185	KUBAL Dominik	1995		00:29:13.7	00:08:17.9		02:37.5	125	05:50.8	124	08:48.8	117	08:18.6	104	03:38.0	127	OK 03:50:22.0
118.	80./HM	225	JELINEK zdenek	1986		00:29:19.9	00:08:24.2		02:30.0	102	05:38.1	120	08:59.2	121	08:49.4	122	03:23.1	108	OK 03:31:07.7
119.	81./HM	325	VALENTIN Miroslav	1972		00:29:23.2	00:08:27.5		02:38.8	128	05:47.4	123	08:40.8	113	08:39.6	117	03:36.6	123	OK 03:31:13.3
120.	82./HM	176	SEVERA Tomáš Kings Cycles	1991		00:29:25.0	00:08:29.3	00:00:10.0	02:30.4	105	05:02.8	94	09:32.2	129	08:49.4	123	03:20.0	99	NO 04:35:13.9
121.	5./HZ	350	SMRČKOVÁ Kateřina	1988		00:29:36.8	00:08:41.0		02:27.4	94	05:40.0	122	09:17.5	127	08:50.8	124	03:21.1	103	OK 03:38:48.0
122.	83./HM	198	ADAM Jiří WBP	1974		00:29:42.9	00:08:47.2		02:38.4	127	05:38.7	121	09:16.3	126	08:42.9	118	03:26.3	113	OK 04:12:55.9
123.	84./HM	253	WINŠ Dominik Cyklo Point Most	1994		00:29:46.5	00:08:50.7		02:35.9	119	05:33.1	119	09:21.2	128	08:52.6	125	03:23.7	109	OK 03:38:29.3
124.	85./HM	229	BUBENÍČEK Miloš Bike Club Kozičín	1975		00:30:09.2	00:09:13.5		02:27.6	96	05:52.0	126	09:12.6	125	09:07.0	128	03:29.8	119	OK 03:43:11.7
125.	86./HM	233	NEJEDLÝ Miroslav	1990		00:30:15.0	00:09:19.2		02:39.2	129	05:53.9	127	08:59.0	120	08:59.3	127	03:43.6	130	OK 04:15:32.1
126.	87./HM	334	SVOBODA Petr	1981		00:30:38.2	00:09:42.4		02:39.3	130	06:06.0	131	09:01.1	123	09:22.8	130	03:29.0	116	OK 03:40:39.0
127.	6./HZ	305	KAINOVÁ Lucie	1986		00:30:41.3	00:09:45.5		02:55.7	142	06:42.9	136	08:56.8	119	08:44.0	119	03:21.9	104	OK 04:21:11.5
128.	7./HZ	190	KUBIŠOVÁ Lenka	1987		00:30:42.9	00:09:47.2		02:41.7	132	05:51.5	125	09:34.6	130	08:57.4	126	03:37.5	126	OK 03:58:49.7
129.	88./HM	209	OTÍPKA Vít	1967		00:32:07.4	00:11:11.7		02:29.8	101	06:18.0	132	10:12.3	135	09:21.5	129	03:45.7	133	OK 04:20:16.9
130.	35./HJ	195	ELIÁŠ Vojtěch	2003		00:32:23.0	00:11:27.3		02:37.2	123	04:35.9	59	07:07.5	33	11:45.1	142	06:17.1	145	OK 03:54:07.9

(*)Exceeding the limit

Created:06/08/2019 9:00:55

Timing and results by  SPORTSOFT
TIMING

Site: 7 of 9












Rank.	Cat.rank.	Bib	Name	YoB	Nat.	Finish time	Gap	Penalties	RZ1	#	RZ2	#	RZ4	#	RZ5	#	RZ6	#	Race time
131.	89./HM	235	MATOUŠ Ladislav Cyklopujcovna.com	1986		00:32:44.4	00:11:48.7		02:42.7	135	06:05.4	130	10:20.0	137	09:58.9	134	03:37.2	124	OK 04:19:49.0
132.	90./HM	319	KROUPA David	1979		00:33:04.6	00:12:08.9		02:36.7	121	06:37.9	135	10:12.0	134	09:53.6	133	03:44.4	131	OK 03:54:15.4
133.	91./HM	220	IMBR Jaroslav	1991		00:33:22.9	00:12:27.2		02:55.4	141	06:34.6	134	09:50.8	132	09:31.8	132	04:30.1	143	OK 03:55:29.6
134.	92./HM	234	JEŘÁBEK Michal	1989		00:33:44.7	00:12:48.9		02:42.3	133	07:04.0	137	09:37.1	131	10:43.8	139	03:37.5	125	OK 04:17:24.2
135.	93./HM	227	HODEK Tomáš	1996		00:33:49.9	00:12:54.2		04:00.8	149	06:33.9	133	10:08.4	133	09:30.0	131	03:36.5	122	OK 04:14:08.1
136.	8./HZ	170	BALÍKOVÁ Pavla	1988		00:35:59.4	00:15:03.7		02:35.6	118	04:36.6	60	17:48.4	147	07:43.1	80	03:15.4	87	OK 04:29:00.3
137.	94./HM	188	SLAVÍČEK Tomáš	1989		00:36:08.1	00:15:12.4	00:00:10.0	02:55.7	143	07:47.6	139	10:47.4	138	10:17.7	138	04:09.5	137	NO 04:35:25.1
138.	95./HM	320	PAULOVÍČ Jan	1983		00:36:11.8	00:15:16.0		02:37.3	124	09:11.9	144	10:14.3	136	09:59.0	135	04:09.3	136	OK 03:53:36.6
139.	9./HZ	207	SCHWEIER Rebecca trailspotting.de	1987		00:37:25.5	00:16:29.8	00:00:10.0	02:49.8	139	08:34.4	140	11:28.0	140	10:09.0	137	04:14.1	140	NO 04:37:19.1
140.	96./HM	200	JULLIEN Guillaume Issa Nico	1989		00:39:11.8	00:18:16.1		02:42.4	134	08:51.4	143	12:39.4	142	11:13.6	140	03:44.9	132	OK 04:11:18.7
141.	97./HM	223	STUTZ Marc	1991		00:39:36.6	00:18:40.9	00:00:30.0	02:47.4	137	08:45.0	141	11:54.4	141	11:37.5	141	04:02.1	135	NO 04:49:54.0
142.	98./HM	189	SAHULA Petr	1978		00:41:51.8	00:20:56.1	00:00:30.0	02:44.7	136	08:50.1	142	13:03.3	143	12:31.1	144	04:12.4	139	NO 04:47:13.0
143.	10./HZ	236	RENNEROVÁ Jana	1982		00:42:04.7	00:21:09.0		03:00.1	146	09:14.3	145	13:04.4	144	12:30.4	143	04:15.3	141	OK 03:55:17.2
144.	36./HJ	193	SAHULA Petr	2003		00:46:28.4	00:25:32.7	00:01:00.0	03:07.3	147	09:24.9	146	13:55.3	145	14:30.6	145	04:30.1	144	NO 05:03:41.1
145.	37./HJ	290	FIŠER Jiří	2000		00:49:43.9	00:28:48.1	00:00:50.0	02:56.0	144	07:14.2	138	10:51.9	139	10:01.1	136	17:50.7	146	NO 04:55:09.0
	HJ	90	CEJPEK František	2000		DNF			02:22.8	76									OK
	HJ	147	KLEMŠA Zdeněk	2002		DNF			02:09.3	14									OK
	HZ	151	RICHTEROVÁ Jana COPR TJ Přeštice	2001		DNF													OK
	HM	287	WACH Simon	1985		DNF			02:49.0	138	10:19.5	147	14:13.1	146		04:22.6	142		OK 03:52:27.1

(*)Exceeding the limit

Created:06/08/2019 9:00:55

Timing and results by  SPORTSOFT
TIMING

Site: 8 of 9

Rank.	Cat.rank.	Bib	Name	YoB	Nat.	Finish time	Gap	Penalties	RZ1	#	RZ2	#	RZ4	#	RZ5	#	RZ6	#	Race time
	HM	332	PALIVEC Vít	1979		DNF			02:25.8	87	05:19.7	109	08:11.0	94					OK
	HM	167	ŠTĚPANČÍK Kamil	1987		DNS													OK
	HJ	177	ADAMI Tomáš Norco Bicycles CZ	2003		DNS													OK
	HJ	191	DANIČEK Ladislav	2000		DNS													OK
	HM	197	JACOBS Marco	1964		DNS													OK
	HM	206	WIELAND Mark Ore_Mountain_Crew / Erzbiker	1994		DNS													OK
	HJ	244	ČÁP Jan	2001		DNS													OK
	HM	249	SUSÍK Petr	1986		DNS													OK
	HJ	250	ČERMÁK Martin	2003		DNS													OK
	HM	251	GROH Stanislav	1983		DNS													OK
	HM	339	PLATIL Marek	1988		DNS													OK

(*)Exceeding the limit

Created:06/08/2019 9:00:55

Timing and results by  SPORTSOFT
TIMING

Site: 9 of 9